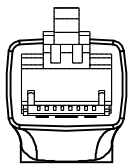
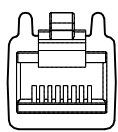
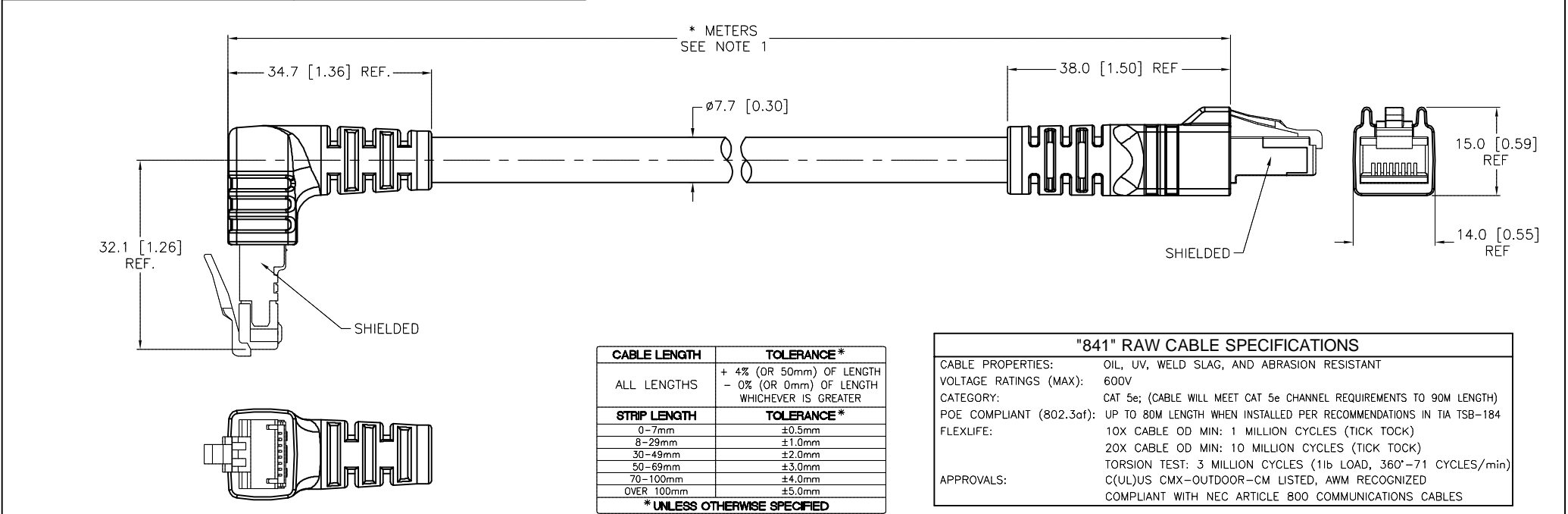


WRJ45ES END VIEW	RJ45 END VIEW	SPECIFICATIONS	
 12345678	 12345678	CONTACT CARRIER MATERIAL/COLOR (WRJ45ES)	POLYCARBONATE/CLEAR
		MOLDED HEAD MATERIAL/COLOR (WRJ45ES)	TPU/BLACK
		CONTACT MATERIAL/PLATING (WRJ45ES)	BRONZE/GOLD
1 = WHITE/ORANGE (+TX)	1 = WHITE/ORANGE (+TX)	RATED CURRENT [A]	1.5 A
2 = ORANGE (-TX)	2 = ORANGE (-TX)	RATED VOLTAGE [V]	42 V
3 = WHITE/GREEN (+RX)	3 = WHITE/GREEN (+RX)	OUTER CABLE JACKET MATERIAL/COLOR	TPE/TEAL
4 = BLUE	4 = BLUE	CONDUCTOR INSULATION MATERIAL	HDPE
5 = WHITE/BLUE	5 = WHITE/BLUE	SHIELDING	ALUM.-POLYESTER FOIL, TINNED-COPPER BRAIDED
6 = GREEN (-RX)	6 = GREEN (-RX)	NUMBER OF CONDUCTORS [AWG]	4UTP×24 AWG, STRANDED
7 = WHITE/BROWN	7 = WHITE/BROWN	TEMPERATURE RANGE	-40°C to +80°C (-40°F to +176°F)
8 = BROWN	8 = BROWN	PROTECTION CLASS	NEMA 1 AND IEC IP20
Ethernet	Ethernet		



SOURCE DRAWING - FOR REFERENCE ONLY

NOTES:

1. "\*" INDICATES CABLE LENGTH IN METERS. CONTACT TURCK TO ORDER SPECIFIC LENGTHS.

H	ADD CABLE SPECIFICATIONS	KMY	08/11/14	46545	FOR MORE INFORMATION	DO NOT SCALE THIS DRAWING			11
REV	DESCRIPTION	BY	DATE	ECO NO.			FILE: 777020974		SHEET 1 OF 1